

# STANDARDS PLUS PREMIUM ADMINISTRATOR TRAINING GUIDE

ON DEMAND VIDEO TRAINING

**DOWNLOAD** or **PRINT** this guide to assist you while training.

**DISTRIBUTE** the Teacher Training Guide to your staff.

Teachers should bring their **Teacher's Editions** to use as a reference throughout the training.



JUST PRESS **PLAY**  
**TO TRAIN YOUR STAFF!**

**THE TRAINING IS APPROXIMATELY  
30-40 MINUTES AND BE CAN PRESENTED:**

At a staff meeting - On a professional development day  
Other available times

FIND THE TRAININGS AT  
**[WWW.STANDARDSPLUS.ORG/TRAINING](http://WWW.STANDARDSPLUS.ORG/TRAINING)**

# ADMINISTRATOR'S TRAINING OUTLINE

0:00 - 2:50  
(2:50)

## INTRODUCTION

**Introduces:**  
Training Goals  
Included Materials  
Supporting Research  
Video Library



2:52 - 7:00  
(4:08)

## TEACHING A LESSON


**Presents:**  
Academic Vocab  
Direct Instruction Model  
Student Page  
Assessments



7:03 - 9:45  
(2:42)

## PROGRAM ORGANIZATION

**Describes program organization:**  
Using the Index  
Lesson Set Concept



9:47 - 11:55  
(2:08)

## LANGUAGE DEVELOPMENT

**Summarizes embedded language development strategies:**  
Strategies embedded in the lessons  
SDAIE Strategies  
Access to additional language development resources



11:57 - 14:38  
(2:41)

## PERFORMANCE LESSONS

**Explains Performance Lessons and Projects:**  
Written to higher level skills and knowledge  
Integrates standards taught in lesson sets  
Requires students to apply what they've learned



14:41 - 17:31  
(2:50)

## INTERVENTION


**Explains Intervention:**  
For students who need extra support  
Scaffolded lesson sets  
Teaches prerequisite skills  
Printed from digital platform



17:32 - 18:56  
(1:24)

## IMPLEMENTATION MODELS

**Describes possible implementation models:**  
Follow included Power Calendar  
Align with Core Materials  
Teach lesson before or after core



18:58 - 21:42  
(2:44)

## CONCLUSION

**Summarizes Training:**  
Digital platform  
Review training goals  
Review on-demand training access



# NOTES

STARTS AT  
0:00

## INTRODUCTION



2:52

## TEACHING A LESSON



7:03

## PROGRAM ORGANIZATION



9:47

## LANGUAGE DEVELOPMENT



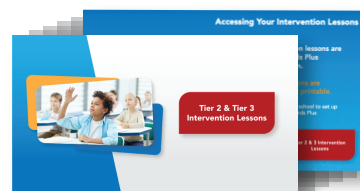
11:57

## PERFORMANCE LESSONS




14:41

## INTERVENTION



17:32

## IMPLEMENTATION MODELS



18:58

## CONCLUSION



# FOLLOW UP DISCUSSION

## SAMPLE FOLLOW UP DISCUSSION TOPICS:

- ♦ *Are there questions regarding the implementation of the program now that you've seen the training?*
- ♦ *What other information do you need to begin implementation?*

Provide the teachers with a copy of the **ON DEMAND VIDEO MINI TRAINING GUIDE** (see page 5) and explain that these 2-3 minute videos give more details for each topic in the training. They can access them at any time.



ANY QUESTIONS FOR STANDARDS PLUS CAN BE SENT VIA THE CONTACT FORM ON THE TRAINING PAGE:  
**WWW.STANDARDSPLUS.ORG/TRAINING**



# MINI TRAININGS

STANDARDS PLUS PROVIDES AN IN-DEPTH MINI TRAINING FOR EACH TOPIC IN THE ON DEMAND VIDEO TRAINING.

2 - 3 MINUTES EACH

ADMINISTRATOR'S TRAINING OUTLINE	
0:00 - 2:50 (2:50)	<b>INTRODUCTION</b> Select Training Goals Included Materials Optional Research Video Library
3:00 - 4:00 (1:00)	<b>TEACHING A LESSON</b> Present Academic Visuals Direct Instruction Model Student Page Assessments
7:03 - 9:45 (2:42)	<b>PROGRAM ORGANIZATION</b> Describe program organization: Using the Index Lesson Set Concept
9:47 - 11:35 (2:08)	<b>LANGUAGE DEVELOPMENT</b> Summarize embedded language development strategies: Examples embedded in the lessons ELL Strategies Access to additional language development resources
11:57 - 14:38 (2:41)	<b>PERFORMANCE LESSONS</b> Explain Performance Lessons and Progress Monitor to high-level skills and knowledge Integrate standards taught in lesson unit Require students to apply what they've learned
14:41 - 17:31 (2:50)	<b>INTERVENTION</b> Explain interventions: For students who need extra support For students who need extra support Scaffolded lessons entry Teaching prerequisite skills Printed from digital platform
17:32 - 18:56 (1:24)	<b>IMPLEMENTATION MODELS</b> Explain possible implementation models: Follow included Pacing Calendar Align with Core Materials Teach lesson before or after core
18:58 - 21:42 (2:44)	<b>CONCLUSION</b> Summarize training Digital platform Review training goals Review on-demand training access


**FOR EXAMPLE:**  
FOR ADDITIONAL  
INFORMATION ABOUT  
**TEACHING A LESSON,**

THERE IS A MINI TRAINING  
AVAILABLE THAT PROVIDES  
MORE INFORMATION ABOUT  
**TEACHING A STANDARDS  
PLUS LESSON.**

IN-DEPTH MINI TRAINING  
GET FAMILIAR  
WITH  
PERFORMANCE  
LESSONS  
DURATION 2:16

IN-DEPTH MINI TRAINING  
ADMINISTERING  
ASSESSMENTS  
DURATION 1:24

IN-DEPTH MINI TRAINING  
DEPTH OF  
KNOWLEDGE  
LEVELS  
DURATION 1:56



IN-DEPTH MINI TRAINING  
HOW TO USE  
ELD STRATEGIES  
DURATION 1:51

STANDARDS PLUS PREMIUM  
TRAINING  
NARRATED BY AN EDUCATOR WITH  
OVER 20 YEARS OF EXPERIENCE  
DURATION 33:31

IN-DEPTH MINI TRAINING  
HOW TO DESIGN  
A PACING  
CALENDAR  
DURATION 2:56

IN-DEPTH MINI TRAINING  
GETTING  
COMFORTABLE  
TEACHING A  
LESSON  
DURATION 2:01

PREMIUM INCLUDES  
STANDARDS PLUS  
DIGITAL  
TAKE ME TO  
DIGITAL TRAINING

FIND THE TRAININGS AT  
[WWW.STANDARDSPLUS.ORG/TRAINING](http://WWW.STANDARDSPLUS.ORG/TRAINING)